







REMOVE TICKS IMMEDIATELY

-  Using tweezers, grasp the tick close to the skin
-  Pull upward with steady, even pressure
-  Twisting or yanking the tick can cause tick parts to remain in your skin
-  After removing the tick, thoroughly clean bite area
-  Dispose of a live tick by putting it in alcohol, placing it in a sealed bag/ container, wrapping it tightly in tape, or flushing it down the toilet
-  Call your Doctor, if you have been bitten by a tick

TICK IDENTIFICATION

BLACKLEGGED TICKS Carry Lyme Disease



(actual size)



Adult Female



Adult Male



Nymph



Larva



DOG TICKS

PREVENT

-  wear protective clothing with pants tucked into socks
-  treat clothing and shoes with Permethrin
-  spray exposed skin with DEET of 20% or greater
-  never use more than 30% DEET on children
-  stay to the center of paths when hiking
-  always check yourself and your pets for ticks after being in tall grass or the woods
-  a shower is the best way to check for ticks

Find tickfreenh:



PREVENT • INSPECT • REMOVE

Your Guide to Living Tick Free in NH

tickfreenh.org